

# Tabuk International K-12 Schools

Investment Opportunity - K-12

EDUCATION – September 2022





# Tabuk Private Int'l K-12

**OPPORTUNITY DESCRIPTION:** Invest in KSA's education sector by establishing high-quality, Private Int'l K-12 schools in Tabuk

## OPPORTUNITY OVERVIEW

### Enrollement of Private K-12 in Tabuk



Private student enrollment in Tabuk have increased since 2014 till 2020 on a CAGR of **2%**

Tabuk Private Participation

~15%

K-12 private participation (AY20), Tabuk

~5K

AY20



~25%

Kingdom wide Target K-12 Private Participation

~30K

AY30F



Total Pvt. Int'l K-12 Enrolment, Tabuk

### Tabuk K-12 Market Overview



Private International is the **fastest growing** segment in Tabuk K-12 market

Tabuk K-12 Enrolment CAGR (AY14-20), by ownership

Private International

~16%

Public

~1%

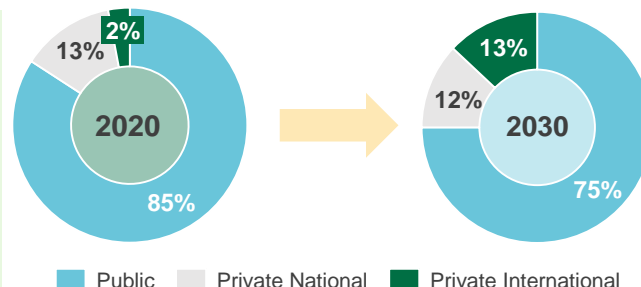
Private National

~1%



Private International segment's enrolment share is expected to **grow fivefold by 2030** and reach ~13% based on **historical growth rates**

Share of K-12 enrolment in Tabuk by ownership



### Growth Drivers and Market Outlook

There exists multiple growth drivers for K-12 centers in Tabuk



**1 Growing relevant age population<sup>1</sup>** (~2% growth p.a.) from 2009-2020



**2 Increasing Household affordability;** Average monthly income of ~9.3K SAR<sup>2</sup> Spending on education: ~565M SAR<sup>3</sup>



**3 Tourism and innovation sectors are the most prominent in Tabuk,** as they embrace a number of major projects in the Kingdom that will create a high need for educational services in the region such as NEOM, Red Sea and AMAALA Projects



~25K

Additional students to be accommodated in new private int'l K-12 centers in Tabuk by 2030F



~84

New private int'l K-12 schools to be set-up in Tabuk by 2030F (assuming a scale of 300 students per school)



~SAR 2.1-2.5B

Estimated Investment required (assuming ~SAR 25-30M capital outlay per School)

Source: General Authority of Statistics; Ministry of Education; Survey of early years centers in Tabuk

Note 1: year 2020 population is ~968K, Note 2: average household monthly income in year 2017, Note 3: household spending in year 2017

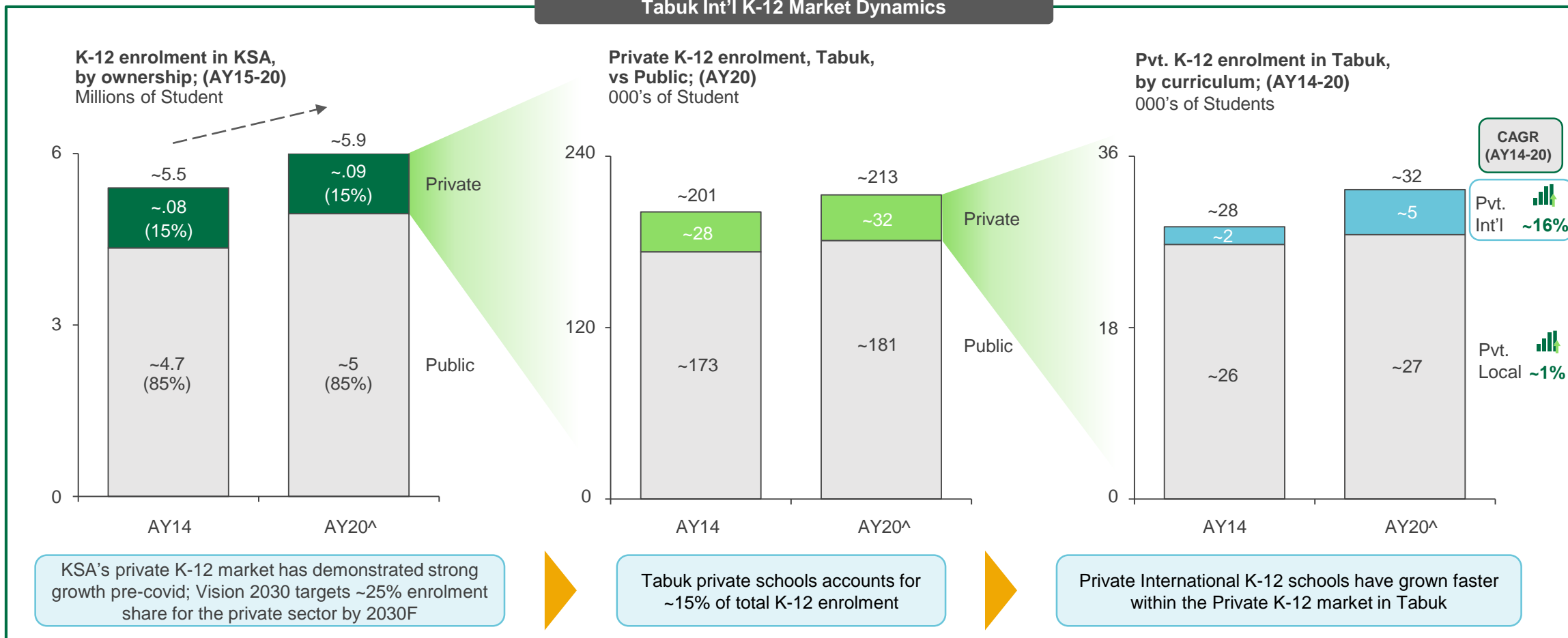


# Tabuk Private Int'l K-12

**OPPORTUNITY DESCRIPTION:** Invest in KSA's education sector by establishing high-quality, Private Int'l K-12 centers in Tabuk

## Tabuk K-12 MARKET OVERVIEW

### Tabuk Int'l K-12 Market Dynamics



Note: AY refers to the Academic Year, which typically runs from Sept – May in KSA; ^ AY21 has not been showcased due to one-off impact on enrolments due to ongoing pandemic



# Tabuk Private Int'l K-12

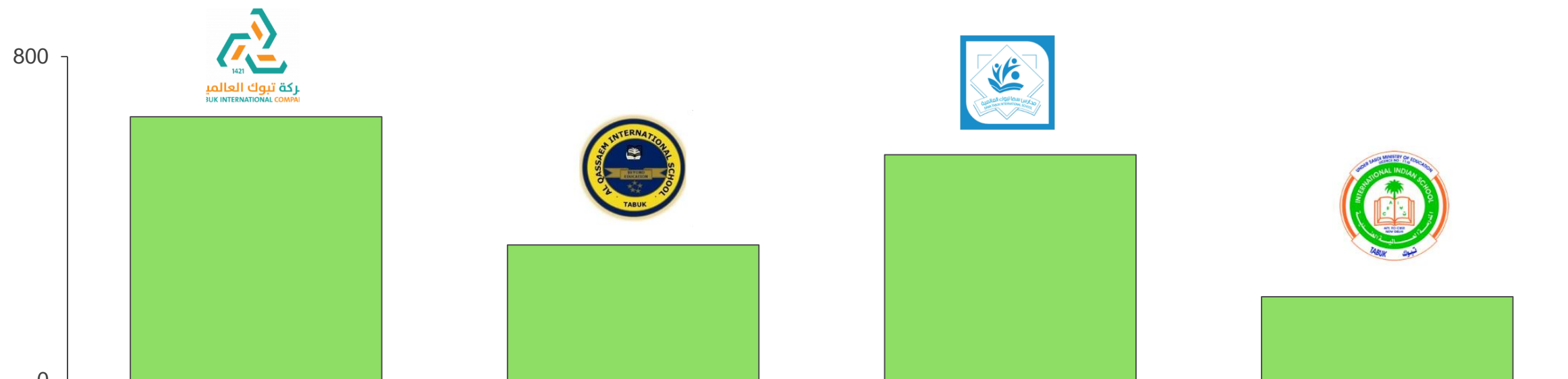
**OPPORTUNITY DESCRIPTION:** Invest in KSA's education sector by establishing high-quality, Private Int'l K-12 centers in Tabuk

## Tabuk K-12 MARKET ASSESSMENT AND COMPETITIVE LANDSCAPE

**INDICATIVE**

### Tabuk Pvt. Int'l K-12 Providers

Enrolment in Private International K-12 Schools, Tabuk (AY2021); Number of students



**SAMPLE LIST – SCALE PROVIDERS**

	Tabuk International Schools	Al-Qassaem International School	Samaa Tabuk International School	Madina Bangladesh Int. School
<b>Curriculum</b>	American	American	British	Indian
<b>Annual fees</b>	~SAR 15K	~SAR 6K	~SAR 11K	~SAR 10K

Note: \*Enrolment for AY21



# Tabuk Private Int'l K-12

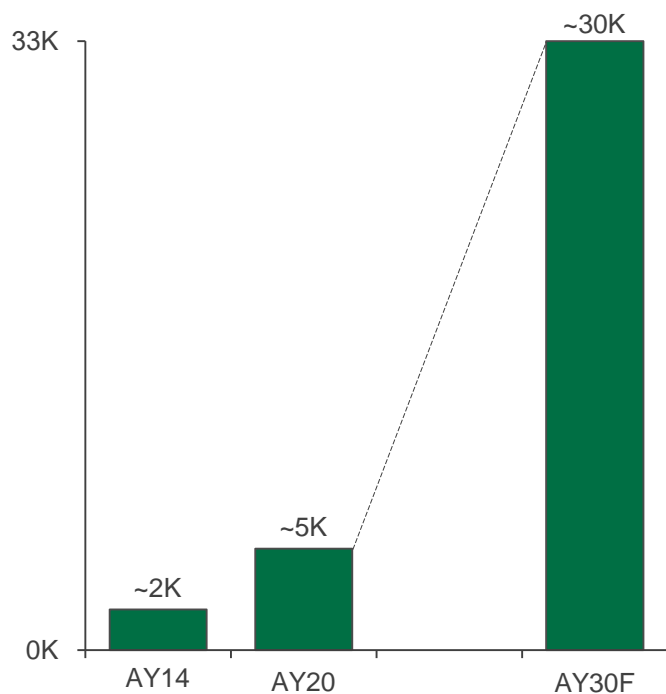
**OPPORTUNITY DESCRIPTION:** Invest in KSA's education sector by establishing high-quality, Private Int'l K-12 centers in Tabuk

## FINANCIAL CONSIDERATIONS

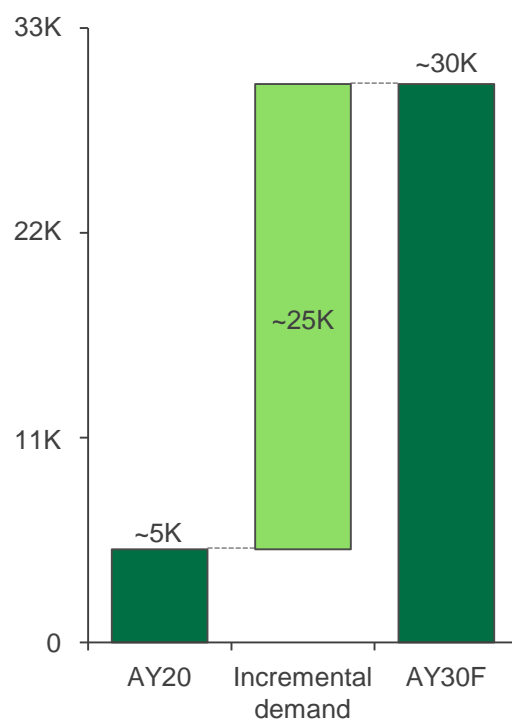
**INDICATIVE**

### Enrolment forecast and unmet demand

Tabuk Private Int'l curriculum K-12 enrolment forecast AY14-20, AY30F  
Number of students



Required additional capacity estimation, K-12 Int'l segment, Tabuk; (AY2020-30F); 000's of seats



Additional students in new private Int'l K-12 centres by 2030F



~25K

Number of new private int'l K-12 schools to be opened



~84

Capital outlay expense required per new center



~SAR 25 - 30M

Investment required to establish ~84 new private int'l K-12 Schools



~SAR 2.1-2.5B

# DISCLAIMER

- This report must be used only to access information, and the information must not be construed, under any circumstances, explicitly or implicitly, as an offer to sell or a solicitation to buy or sell or trade in any opportunity herein mentioned.
- Ministry of Investment (MISA) has no undertaking to update these materials after the date, with the understanding that such information may become outdated or inaccurate.
- Mentioned information in this report is obtained from reliable sources but its accuracy and reliability are in no way guaranteed. No guarantee of any kind is tacit or explicit when projections of future conditions are attempted. MISA has used public/or confidential data and assumptions and has not independently verified the data and assumptions used in the analyses. Changes in underlying data or operating assumptions will clearly impact the analyses and conclusions.
- The financial evaluations, projected market and financial information, and conclusions contained in these materials are based upon standard methodologies, are not definitive projections, and are not guaranteed by MISA
- The content of this report must not be construed as an implied promise or guarantee for profit or limited loss express or implied by or from MISA or any of its officers, directors, employees and affiliates. All mentioned investments in this report are subject to risk, which should be considered prior to making any investment decisions
- MISA shall have no liability whatsoever to any third party, and hereby any third party waives any rights and claims it may have at any time against MISA with regard to this report, any services or other materials, including the accuracy or completeness thereof.

CONNECT WITH US FOR MORE DETAILS:

[EducationSector@misa.gov.sa](mailto:EducationSector@misa.gov.sa)

investsaudi.sa



@investsaudi

INVEST  
SAUDI 

The logo icon for Invest Saudi, featuring a stylized green 'S' shape above a green 'X' shape.